













## Abilities

AP  	AP  	AP  
AP  	AP  	AP  

<b>Callsign</b>	<b>Motto</b> <input type="radio"/> Used	<b>HP</b>
<input type="text"/>	<input type="text"/>	<div>Max <input type="text"/></div> <div>Current <input type="text"/></div>
<b>Class</b>	<b>Keepsake</b> <input type="radio"/> Used	<b>AP</b>
<input type="text"/>	<input type="text"/>	<div>Max <input type="text"/></div> <div>Current <input type="text"/></div>
<b>Appearance</b>	<b>Background</b> <input type="radio"/> Used	<b>TP</b>
<input type="text"/>	<input type="text"/>	<input type="text"/>

## Abilities

AP	AP	AP
AP	AP	AP

Inventory




# MECH

## Chassis

## Pattern

SP

EP

HEAT

CURRENT

Structure Pts.

Energy Pts.

Heat Cap

System Slots

Module Slots

Cargo Cap.

Tech Level

Salvage Value

Chassis Stats

Chassis  
Ability

Quirk

Appearance

## Systems & Modules

## Systems & Modules

## Cargo



CRAWLER

Name

Type

Ability

Description

SP

TECH LVL

UPKEEP

UPGRADE

A 2x3 grid of six empty, textured rectangular bays. Each bay has a light beige, mottled texture. The bays are labeled as follows: Command Bay (top-left), Mech Bay (top-middle), Armament Bay (top-right), Crafting Bay (bottom-left), Trading Bay (bottom-middle), and Med Bay (bottom-right). The labels are in a bold, black, sans-serif font.

Three empty rectangular boxes with rounded corners, each with a light blue background and a thin black border. The boxes are arranged horizontally and labeled 'Pilot Bay', 'Armoury', and 'Cantina' from left to right. The labels are in a bold, black, sans-serif font.

A large storage bay with a grid of 10 columns and 10 rows. The grid is formed by thin, light gray lines. The top-left corner of the grid is labeled "Storage Bay" in a bold, black, sans-serif font. The entire grid is contained within a white rectangular frame with rounded corners.